

PLATINUM PERSPECTIVES

European efforts to reduce reliance on Russian gas will accelerate hydrogen use and platinum demand

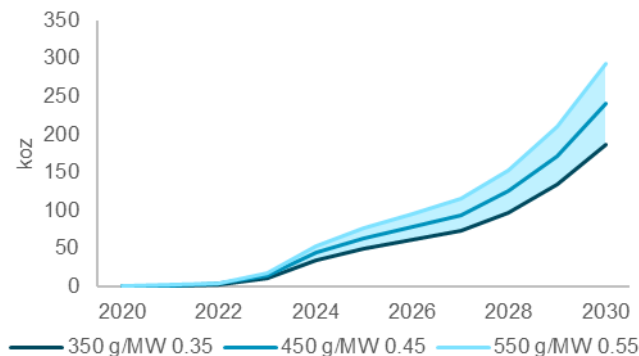
We estimate that the European Commission's plans to replace 25-50 billion m³ of Russian gas with green hydrogen could result in incremental platinum demand of ~240 koz p.a. by 2030. More importantly, this would boost the development of Europe's hydrogen production capacity and accelerate the commercial adoption of fuel cell electric vehicles (FCEV), bringing forward their associated significant platinum demand, similar in size to global demand from catalytic converters today.

The European Commission has announced multifaceted plans to reduce the continent's reliance on Russian energy supplies, including replacing 25-50 billion m³ of natural gas with hydrogen. We estimate that this equates to 7.3-14.6 Mt of hydrogen p.a. although the Commission has a target of 20 Mt including both domestic production and imports. The Commission estimates that 80 GW of electrolyser capacity will be needed within Europe by 2030, up from pre-crisis plans of 40 GW. Using a capacity factor of 49%, more typical of expected renewable power additions in Europe, we estimate that 80 GW will produce ~6.3 Mt of green hydrogen with the rest needing to be imported. From a global perspective, we estimate that displacing 50 billion m³ of Russian natural gas would require 186 GW of electrolyser capacity, while meeting the 20 Mt hydrogen target would need 255 GW. These are significant capacity targets, coming at a time when there is strong competition to install renewables to decarbonise electricity generation itself. As such, we believe 115 GW of electrolyser capacity powered by renewables may be more realistic for Europe and would replace >30 billion m³ of natural gas.

Realistically displacing 31 billion m³ of Russian natural gas supply to Europe requires 115 GW of electrolyser capacity

Bm ³ NG	Energy (MW)	Mt H2	Required electrolyser capacity	
25	958	7	45	93
31	1,187	9	56	115
50	1,915	15	91	186
68	2,620	20	124	255
Capacity factor >			100%	49%

Platinum demand for 115 GW of installed electrolyser capacity with 50:50 PEM/alkaline for varying platinum loadings



Source: WPIC Research, Bm³ = billion cubic metres, 49% capacity factor similar to 12 month UK offshore average and the same as captive renewable to hydrogen production reported in China

Adding 115 GW of electrolyser capacity using renewable energy in only 8 years presents a significant challenge, and is likely to require deployment of all available technologies. We anticipate that alkaline electrolysis will make up the majority of the earlier installations as it appears easier to scale existing production quickly. PEM electrolyzers will likely make up the majority of the installations towards the end of the period due to the inherent flexibility advantages and improving economies of scale reducing costs. Assuming the alkaline/PEM ratio reaches 50:50 by 2030, we estimate incremental annual platinum demand of 234 koz to achieve 115 GW of installed electrolyser capacity. For illustrative purposes, 100% PEM would require annual platinum demand of 480 koz. Our base case calculations assume PEM electrolyser platinum loadings of 450 g/MW of capacity, but we recognise that loadings vary significantly between different suppliers, conservatively by +/-22% from 350 to 550 g/MW.

We do not expect hydrogen electrolyzers to drive significant near term platinum demand growth. However, the ancillary benefit of large scale hydrogen production and distribution is the potential acceleration of the commercial adoption of FCEVs, a significant source of future platinum demand growth.

Trevor Raymond
Director of Research
+44 203 696 8772
traymond@platinuminvestment.com

Edward Sterck
Analyst
+44 203 696 8786
esterck@platinuminvestment.com

Brendan Clifford
Head of Institutional Distribution
+44 203 696 8778
bclifford@platinuminvestment.com

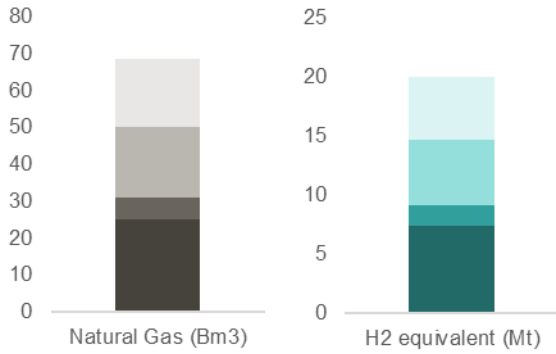
World Platinum Investment Council
www.platinuminvestment.com
166 Piccadilly,
London, W1J 9EF

March 2022

Platinum's attraction as an investment asset arises from:

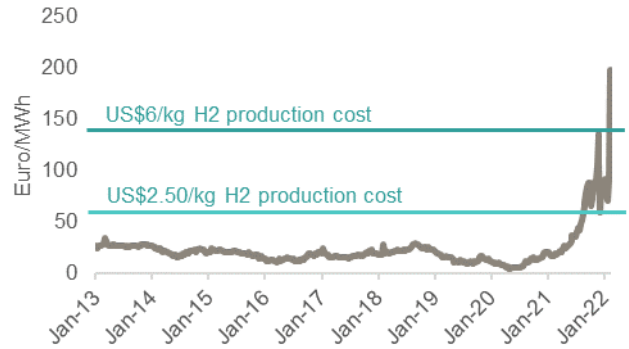
- Supply severely constrained for three more years despite some new investment in mining capacity
- Platinum price remains historically undervalued and significantly below both gold and palladium
- Automotive PGM demand growth should continue due to increasingly restrictive emissions rules
- Market balance and price mismatches between palladium and platinum drive substitution
- Investment demand is softer after two record years, but price and fundamentals remain attractive

Figure 1: 25-50 billion m³ of natural gas contains the same energy as 7.3-14.6 Mt of hydrogen



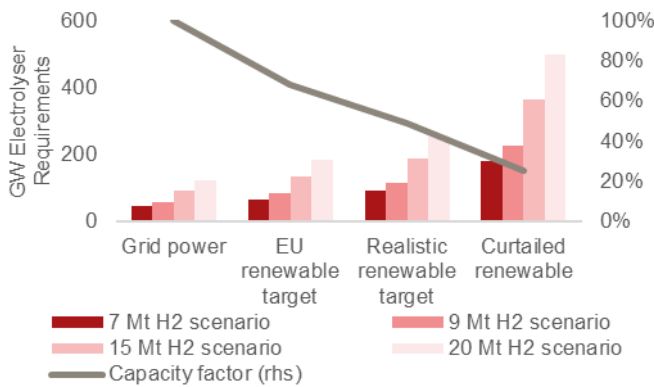
Source: WPIC Research

Figure 2: With green hydrogen typically costing between US\$2.50 and US\$6/kg, Europe's move to reduce reliance on Russia makes both strategic and economic sense at current, albeit inflated, natural gas prices



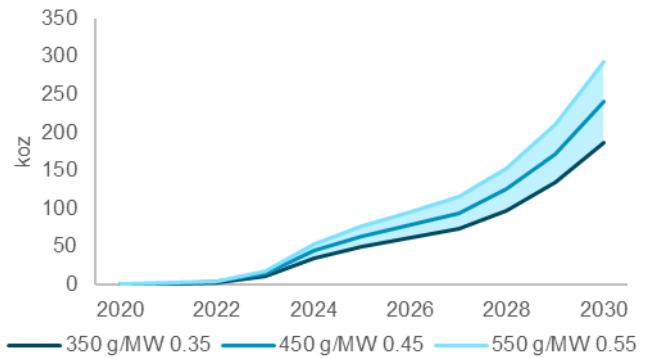
Source: Bloomberg, WPIC Research, N.B. Pegas day ahead natural gas prices

Figure 3: Producing enough green hydrogen to eliminate 30 billion m³ of Russian gas on realistic renewable capacity factors requires 115 GW of electrolyser capacity



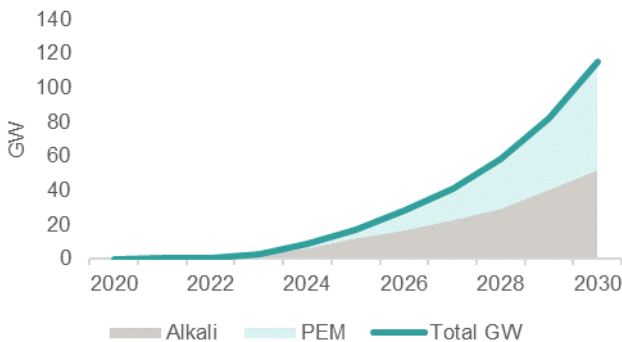
Source: WPIC Research

Figure 4: At a loading of 450 g/MW, 115 GW of electrolyser capacity would add 240 koz of incremental platinum demand on a 50:50 PEM/alkaline market share



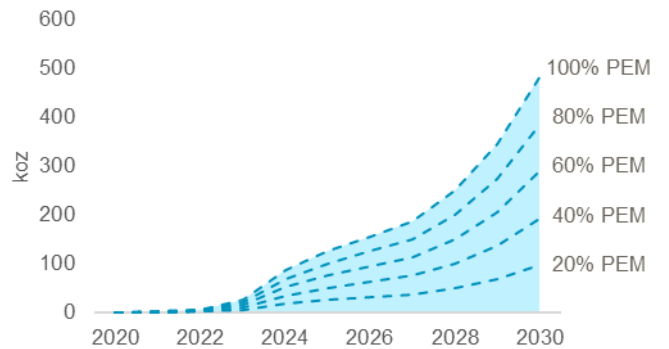
Source: WPIC Research

Figure 5: We assume that alkaline electrolyzers make up most of the early capacity additions, but that PEM dominates later in the decade (115 GW scenario)



Source: WPIC Research

Figure 6: For illustrative purposes, 100% PEM hydrogen generation would create annual platinum demand of 325 koz by 2030 on the 80 GW scenario (shown here), or 480 koz under the 115 GW scenario



Source: WPIC Research

Note: There were previously concerns that iridium supply limitations would limit the portion of PEM electrolyser capacity. The significant c. 90% reductions in iridium loadings announced by Heraeus in October 2020 suggest that the 115 GW, 50:50 PEM alkaline scenario would require a little over 3t p.a. of iridium by 2030, which is within annual production of 7t p.a. and associated recycling, but would have to displace demand from elsewhere.

IMPORTANT NOTICE AND DISCLAIMER: This publication is general and solely for educational purposes. The publisher, The World Platinum Investment Council, has been formed by the world's leading platinum producers to develop the market for platinum investment demand. Its mission is to stimulate investor demand for physical platinum through both actionable insights and targeted development: providing investors with the information to support informed decisions regarding platinum; working with financial institutions and market participants to develop products and channels that investors need.

This publication is not, and should not be construed to be, an offer to sell or a solicitation of an offer to buy any security. With this publication, the publisher does not intend to transmit any order for, arrange for, advise on, act as agent in relation to, or otherwise facilitate any transaction involving securities or commodities regardless of whether such are otherwise referenced in it. This publication is not intended to provide tax, legal, or investment advice and nothing in it should be construed as a recommendation to buy, sell, or hold any investment or security or to engage in any investment strategy or transaction. The publisher is not, and does not purport to be, a broker-dealer, a registered investment advisor, or otherwise registered under the laws of the United States or the United Kingdom, including under the Financial Services and Markets Act 2000 or Senior Managers and Certifications Regime or by the Financial Conduct Authority.

This publication is not, and should not be construed to be, personalized investment advice directed to or appropriate for any particular investor. Any investment should be made only after consulting a professional investment advisor. You are solely responsible for determining whether any investment, investment strategy, security or related transaction is appropriate for you based on your investment objectives, financial circumstances and risk tolerance. You should consult your business, legal, tax or accounting advisors regarding your specific business, legal or tax situation or circumstances.

The information on which this publication is based is believed to be reliable. Nevertheless, the publisher cannot guarantee the accuracy or completeness of the information. This publication contains forward-looking statements, including statements regarding expected continual growth of the industry. The publisher notes that statements contained in the publication that look forward in time, which include everything other than historical information, involve risks and uncertainties that may affect actual results. The logos, services marks and trademarks of the World Platinum Investment Council are owned exclusively by it. All other trademarks used in this publication are the property of their respective trademark holders. The publisher is not affiliated, connected, or associated with, and is not sponsored, approved, or originated by, the trademark holders unless otherwise stated. No claim is made by the publisher to any rights in any third-party trademarks

WPIC Research MiFID II Status

The World Platinum Investment Council (WPIC) has undertaken an internal and external review of its content and services for MiFID II. As a result, WPIC highlights the following to the recipients of its research services, and their Compliance/Legal departments:

WPIC research content falls clearly within the Minor Non-Monetary Benefit Category and can continue to be consumed by all asset managers free of charge. WPIC research can be freely shared across investment organisations.

1. WPIC does not conduct any financial instrument execution business. WPIC does not have any market making, sales trading, trading or share dealing activity. (No possible inducement).
2. WPIC content is disseminated widely and made available to all interested parties through a range of different channels, therefore qualifying as a "Minor Non-Monetary Benefit" under MiFID II (ESMA/FCA/AMF). WPIC research is made freely available through the WPIC website. WPIC does not have any permissioning requirements on research aggregation platforms.
3. WPIC does not, and will not seek, any payment from consumers of our research services. WPIC makes it clear to institutional investors that it does not seek payment from them for our freely available content.

More detailed information is available on the WPIC website:

<http://www.platinuminvestment.com/investment-research/mifid-ii>